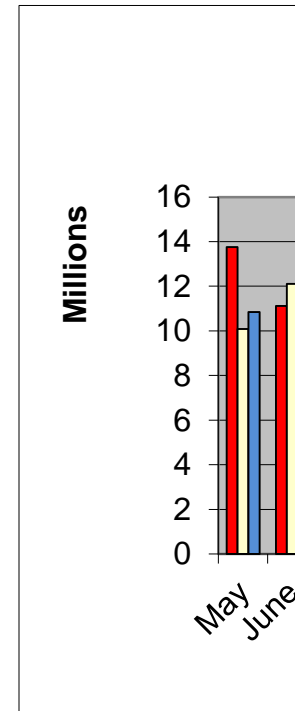


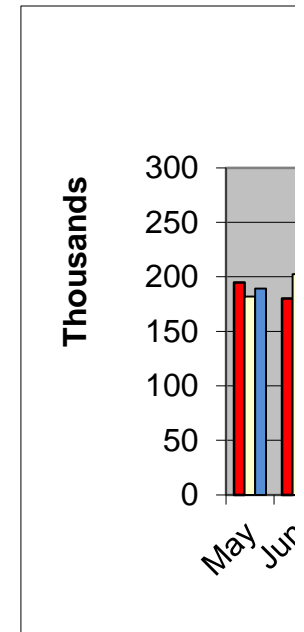
## WATER C.F. SALES

Month	13/14 CF	14/15 CF	15/16 CF
May	13,751,466	10,078,949	10,850,341
June	11,123,505	12,110,156	10,441,261
July	11,135,660	10,543,881	10,192,731
Aug	11,205,199	11,477,584	11,958,369
Sep	11,826,189	12,042,288	9,170,664
Oct	9,888,821	11,395,120	10,381,345
Nov	9,304,538	11,487,901	9,059,746
Dec	8,138,189	10,310,199	9,211,872
Jan	9,077,096	13,890,055	9,332,746
Feb	8,676,578	9,410,299	10,713,323
Mar	9,102,689	8,251,588	7,306,887
Apr	9,419,507	10,993,046	10,147,703
<b>End of year total</b>	<b>122,649,437</b>	<b>131,991,066</b>	<b>118,766,988</b>
<b>Year to date compare</b>	<b>122,649,437</b>	<b>131,991,066</b>	<b>118,766,988</b>
<b>Delta to year before</b>		<b>107.62%</b>	<b>89.98%</b>

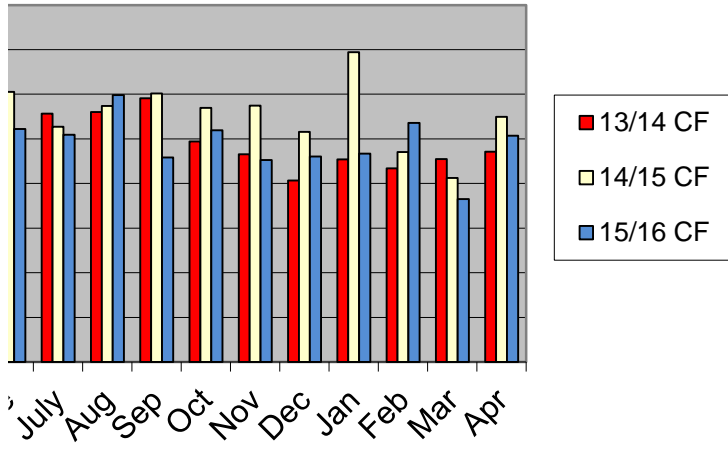


## WATER REVENUE

Month	13/14 Rev	14/15 Rev	15/16 Rev
May	\$ 194,796	\$ 181,956	\$ 189,312
Jun	\$ 180,209	\$ 202,343	\$ 196,921
July	\$ 181,336	\$ 189,679	\$ 200,460
Aug	\$ 187,011	\$ 200,020	\$ 222,529
Sep	\$ 191,729	\$ 203,613	\$ 187,668
Oct	\$ 165,061	\$ 191,070	\$ 195,006
Nov	\$ 160,120	\$ 187,577	\$ 174,593
Dec	\$ 144,531	\$ 166,372	\$ 170,843
Jan	\$ 155,574	\$ 210,141	\$ 177,230
Feb	\$ 152,997	\$ 165,114	\$ 186,459
Mar	\$ 150,922	\$ 151,637	\$ 148,311
Apr	\$ 158,790	\$ 189,959	\$ 245,703
<b>End of year total</b>	<b>\$ 2,023,076</b>	<b>\$ 2,239,481</b>	<b>\$ 2,295,035</b>
<b>Year to date compare</b>	<b>2,023,076</b>	<b>2,239,481</b>	<b>2,295,035</b>
<b>Delta to year before</b>		<b>110.70%</b>	<b>102.48%</b>



## Water Sales



## Water Revenue

