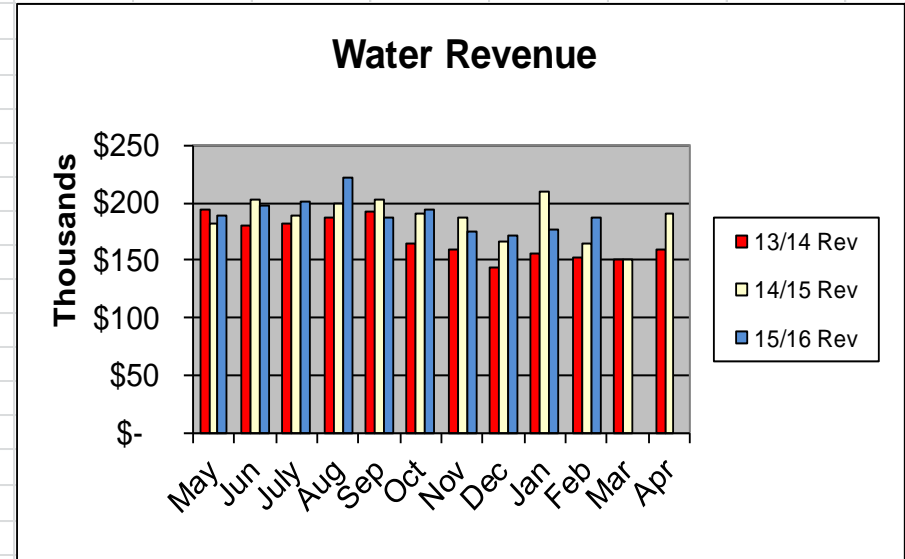
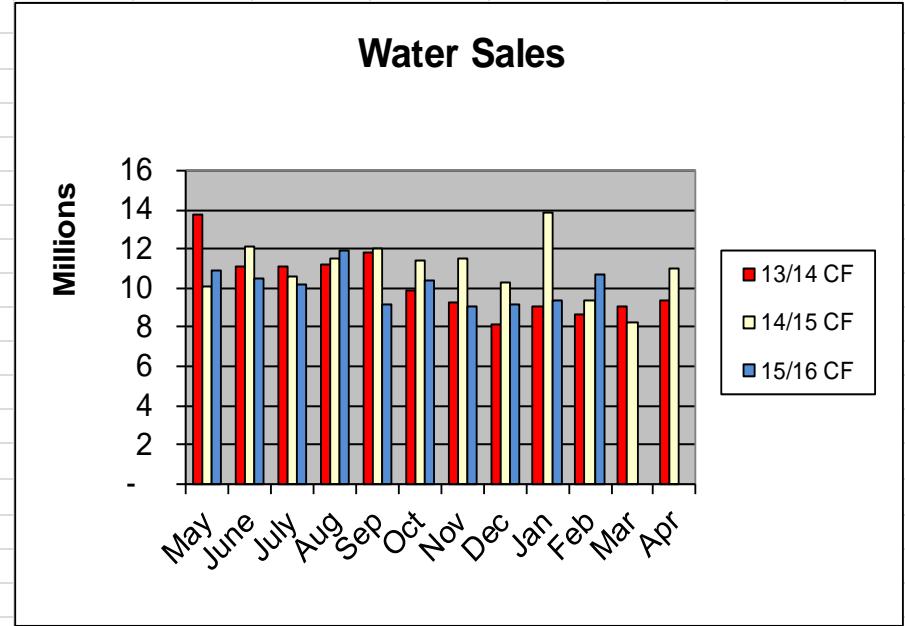


WATER C.F. SALES

Month	13/14 CF	14/15 CF	15/16 CF
May	13,751,466	10,078,949	10,850,341
June	11,123,505	12,110,156	10,441,261
July	11,135,660	10,543,881	10,192,731
Aug	11,205,199	11,477,584	11,958,369
Sep	11,826,189	12,042,288	9,170,664
Oct	9,888,821	11,395,120	10,381,345
Nov	9,304,538	11,487,901	9,059,746
Dec	8,138,189	10,310,199	9,211,872
Jan	9,077,096	13,890,055	9,332,746
Feb	8,676,578	9,410,299	10,713,323
Mar	9,102,689	8,251,588	-
Apr	9,419,507	10,993,046	-
End of year total	122,649,437	131,991,066	N/A
Year to date compare	104,127,241	112,746,432	101,312,398
Delta to year before		108.28%	89.86%

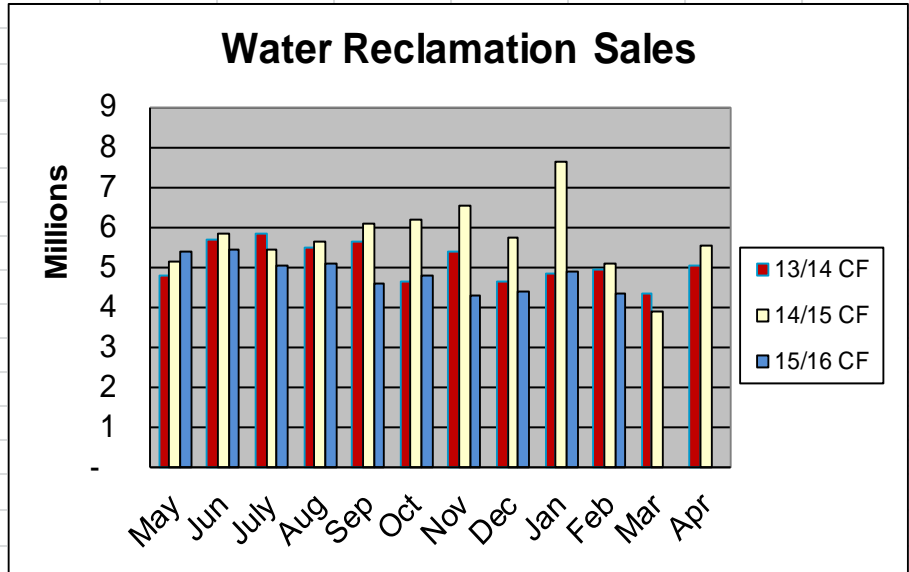
WATER REVENUE

Month	13/14 Rev	14/15 Rev	15/16 Rev
May	\$ 194,796	\$ 181,956	\$ 189,312
Jun	\$ 180,209	\$ 202,343	\$ 196,921
July	\$ 181,336	\$ 189,679	\$ 200,460
Aug	\$ 187,011	\$ 200,020	\$ 222,529
Sep	\$ 191,729	\$ 203,613	\$ 187,668
Oct	\$ 165,061	\$ 191,070	\$ 195,006
Nov	\$ 160,120	\$ 187,577	\$ 174,593
Dec	\$ 144,531	\$ 166,372	\$ 170,843
Jan	\$ 155,574	\$ 210,141	\$ 177,230
Feb	\$ 152,997	\$ 165,114	\$ 186,459
Mar	\$ 150,922	\$ 151,637	\$ -
Apr	\$ 158,790	\$ 189,959	\$ -
End of year total	\$ 2,023,076	\$ 2,239,481	N/A
Year to date compare	1,713,364	1,897,885	1,901,021
Delta to year before		110.77%	100.17%



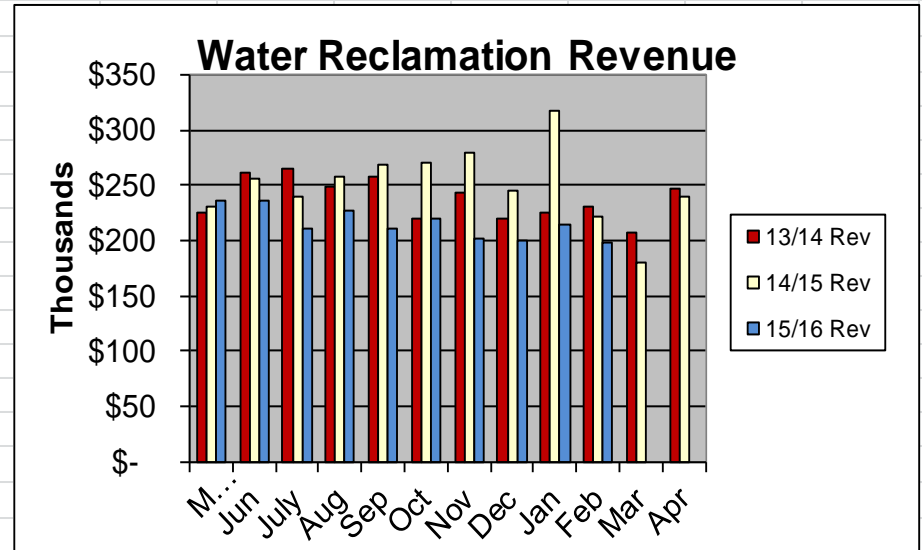
WATER RECLAMATION C.F. SALES

Month	13/14 CF	14/15 CF	15/16 CF
May	4,780,396	5,120,245	5,395,027
Jun	5,695,426	5,843,622	5,432,884
July	5,840,629	5,441,946	5,021,359
Aug	5,479,165	5,649,713	5,112,912
Sep	5,632,986	6,102,863	4,573,261
Oct	4,665,716	6,171,012	4,815,982
Nov	5,393,390	6,517,996	4,310,701
Dec	4,646,954	5,719,064	4,388,509
Jan	4,843,393	7,658,692	4,904,530
Feb	4,964,979	5,073,586	4,354,165
Mar	4,363,147	3,880,448	-
Apr	5,056,409	5,538,539	-
End of year total	61,362,590	68,717,726	N/A
Year to date compare	51,943,034	59,298,739	48,309,330
Delta to year before		114.16%	81.47%



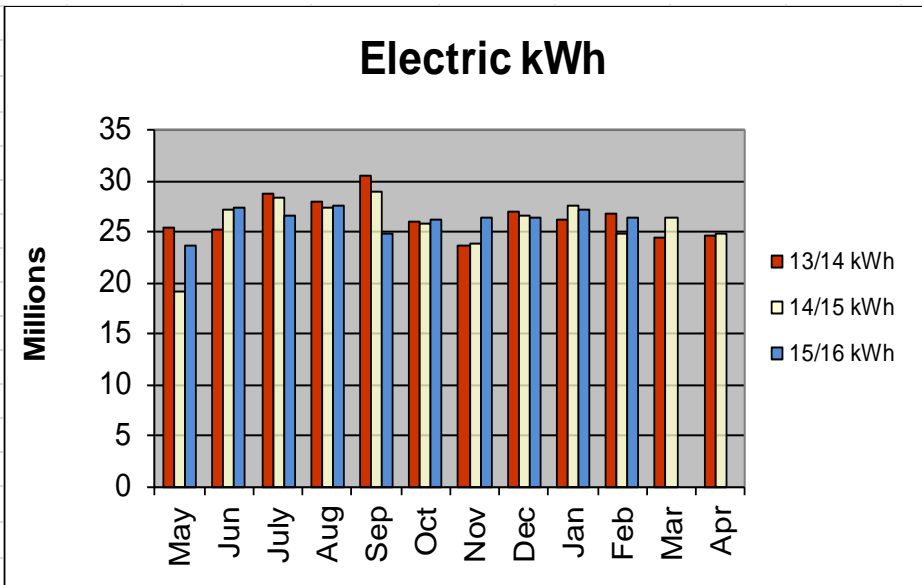
WATER RECLAMATION REVENUE

Month	13/14 Rev	14/15 Rev	15/16 Rev
May	\$ 225,746	\$ 231,450	\$ 235,888
Jun	\$ 261,684	\$ 255,822	\$ 236,155
July	\$ 265,269	\$ 238,952	\$ 210,964
Aug	\$ 248,222	\$ 257,784	\$ 227,798
Sep	\$ 258,054	\$ 268,890	\$ 211,018
Oct	\$ 220,174	\$ 269,898	\$ 220,370
Nov	\$ 243,499	\$ 279,189	\$ 201,332
Dec	\$ 220,594	\$ 245,360	\$ 200,272
Jan	\$ 226,034	\$ 316,960	\$ 213,641
Feb	\$ 229,941	\$ 221,011	\$ 199,041
Mar	\$ 206,688	\$ 180,831	\$ -
Apr	\$ 247,363	\$ 240,630	\$ -
End of year total	\$ 2,853,268	\$ 3,006,777	N/A
Year to date compare	2,399,217	2,585,316	2,156,478
Delta to year before		107.76%	83.41%



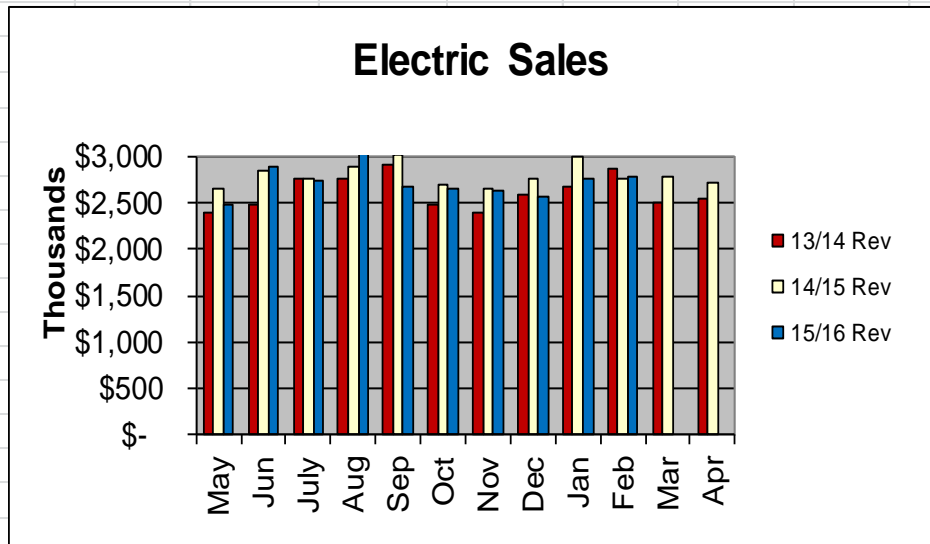
ELECTRIC KWH SALES

Month	13/14 kWh	14/15 kWh	15/16 kWh
May	25,347,137	19,032,948	23,544,397
Jun	25,170,233	27,215,041	27,403,057
July	28,784,734	28,283,842	26,647,473
Aug	27,929,359	27,318,314	27,612,926
Sep	30,588,948	28,990,563	24,777,186
Oct	26,064,911	25,852,310	26,159,012
Nov	23,551,289	23,922,223	26,424,468
Dec	26,941,718	26,543,348	26,292,624
Jan	26,130,544	27,575,087	27,253,694
Feb	26,837,045	24,844,214	26,466,829
Mar	24,368,133	26,328,039	-
Apr	24,650,987	24,894,051	-
End of year total	316,365,038	310,799,980	N/A
Year to date compare	267,345,918	259,577,890	262,581,666
Delta to year before		97.09%	101.16%



ELECTRIC REVENUE

Month	13/14 Rev	14/15 Rev	15/16 Rev
May	\$ 2,395,359	\$ 2,664,064	\$ 2,476,215
Jun	\$ 2,479,764	\$ 2,844,503	\$ 2,898,484
July	\$ 2,754,413	\$ 2,756,364	\$ 2,749,293
Aug	\$ 2,758,611	\$ 2,887,489	\$ 3,150,311
Sep	\$ 2,919,629	\$ 3,015,601	\$ 2,675,382
Oct	\$ 2,480,557	\$ 2,698,549	\$ 2,658,674
Nov	\$ 2,393,623	\$ 2,659,590	\$ 2,630,926
Dec	\$ 2,586,495	\$ 2,771,607	\$ 2,570,723
Jan	\$ 2,671,804	\$ 2,995,035	\$ 2,762,250
Feb	\$ 2,869,770	\$ 2,756,720	\$ 2,784,490
Mar	\$ 2,505,488	\$ 2,786,631	\$ -
Apr	\$ 2,550,099	\$ 2,726,798	\$ -
End of year total	\$ 31,365,612	33,562,951	N/A
Year to date compare	26,310,025	28,049,522	27,356,748
Delta to year before		106.61%	97.53%



COMBINED REVENUE (FIBER, WIRELESS, DIAL-UP, VOIP, DATA SERVICES)

Month	13/14 Rev	14/15 Rev	15/16 Rev
May	24,432	18,288	13,671
Jun	23,574	17,265	11,127
July	17,955	17,063	13,154
Aug	20,400	16,238	13,348
Sep	20,252	15,949	13,368
Oct	20,754	15,732	18,730
Nov	20,467	14,167	14,657
Dec	20,201	13,186	14,565
Jan	19,865	14,795	14,750
Feb	19,189	14,778	14,685
Mar	18,711	13,113	-
Apr	18,624	13,848	-
End of year total	244,425	184,423	\$ 142,055
Year to date compare	207,090	157,463	142,055
Delta to year before		76.04%	90.22%

